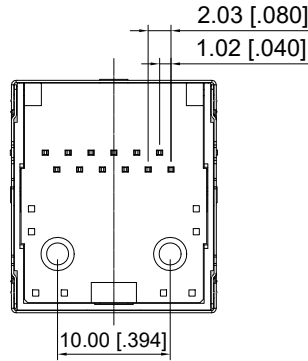
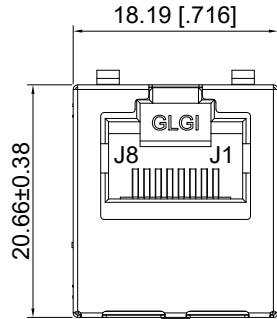
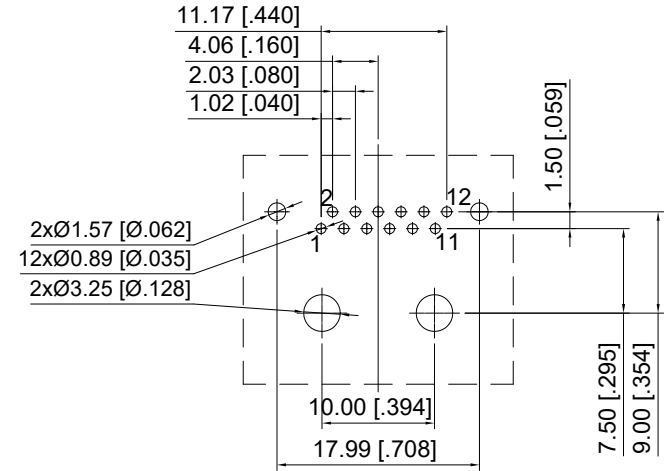


Mechanical

GoldPlating	Option
GF	<input checked="" type="checkbox"/>
3μ"	<input type="checkbox"/>
6μ"	<input type="checkbox"/>
15μ"	<input type="checkbox"/>
30μ"	<input type="checkbox"/>
50μ"	<input type="checkbox"/>

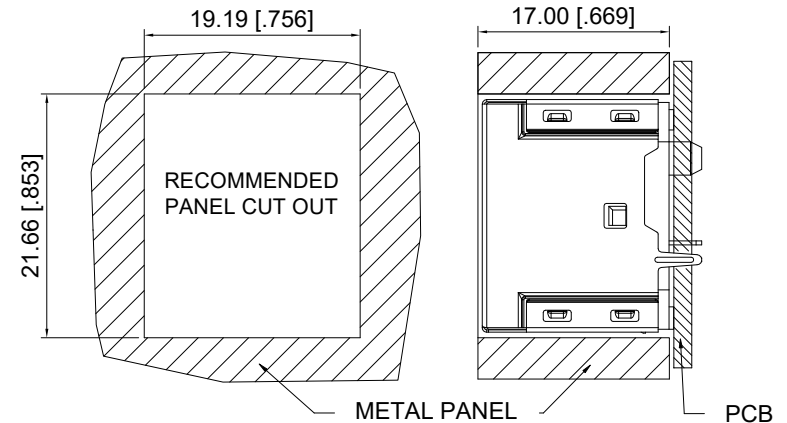
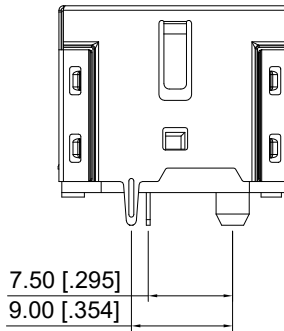
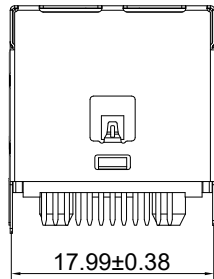
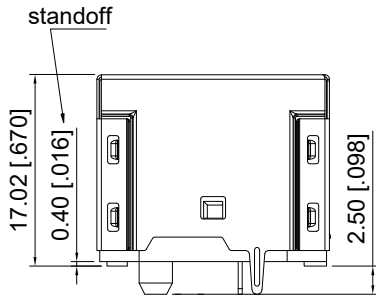


Bottom View



RECOMMENDED P.C.B LAYOUT
TOP VIEW (COMPONENT SIDE)

Dimension Tolerance:
PCB LAYOUT
Tolerances:±0.05[0.002]



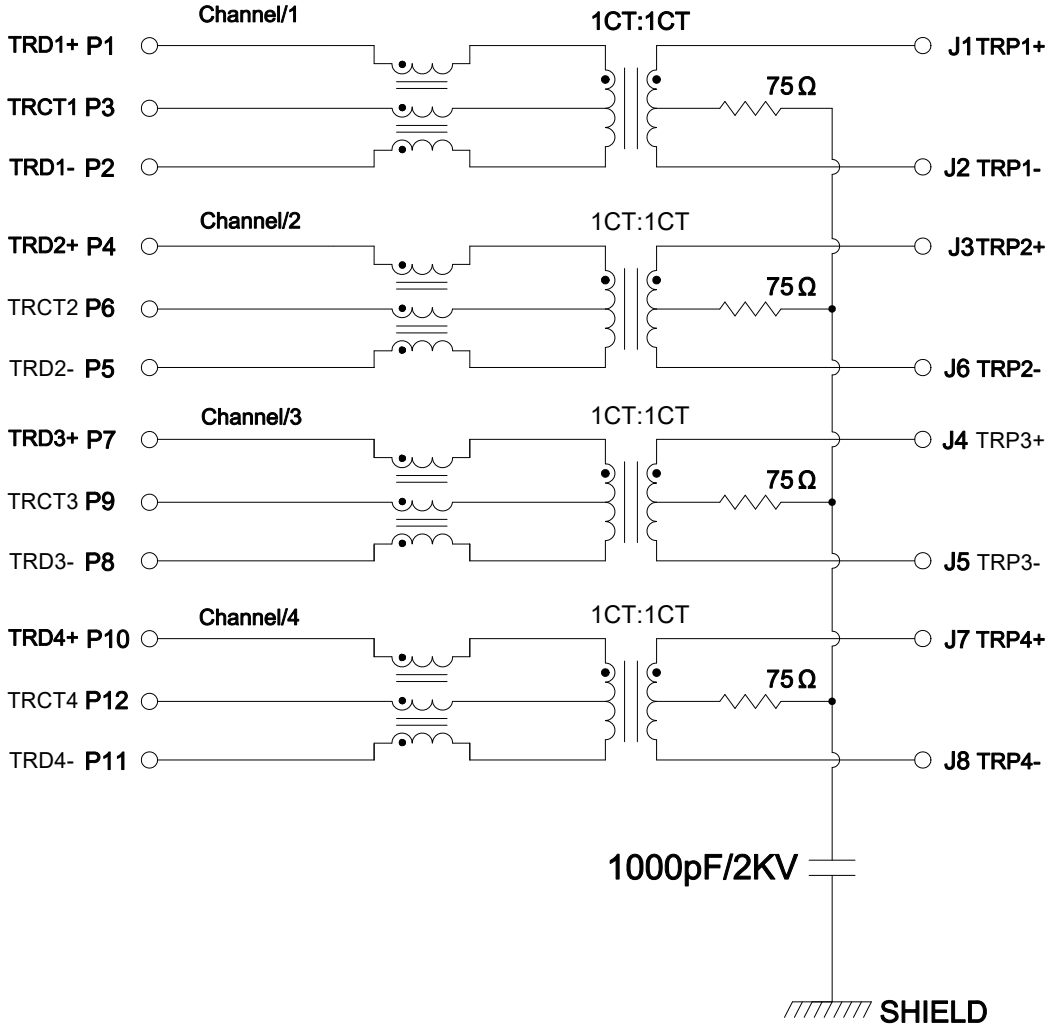
MATERIALS

- HOUSING: GLASS FILLED PA66(114C/YELLOW) UL94V-0(ROHS)
- CONTACT: GLASS FILLED PA46(BLACK) UL94V-0(ROHS)
PHOSPHOR BRONZE, 50 MICROINCHES MIN. OVERALL DUCTILE NICKEL UNDERPLATE WITH SELECTED GOLD FLASH AT MATING INTERFACE
- SHIELD: 0.2mm THICKNESS WITH BRASS.
- JACK CAVITY CONFORMS TO FCC RULES AND REGULATIONS PART 68 SUBPART F
- THE PART IS RECOMMENDED FOR WAVE SOLDERING PROCESS PEAK SOLDERING TEMPERATURE IS 260°C MAX, 10 SECS MAX.
- OPERATING TEMPERATURE: 0°C TO +70°C.
STORAGE TEMPERATURE: -40°C TO +85°C.

NO.	ECN NO.	DESCRIPTION	REV.	DRAW	DATE
1					
2					
3					

产品客户图 Customer Drw			GLGNET® 深圳市方向电子股份有限公司		
未注公差	0.XX	±0.10	SHEN ZHEN GLGNET ELECTRONICS CO., LTD.		
TOLERANCE	X.XX	±0.25			
UNLESS OTHERWISE SPECIFIED	XX.XX	±0.25			
X° ±2°			Description	RJ45 1X1/Vertical/Through Hole 10GBase-T W/O LED	
比例 SCALE	1:1	角法 PROJ.	设计 DESIGN	WANGKG	2022.08.16
张数 SHEET	1/2	大小 SIZE	校对 CHECKED	DANNY	2022.08.16
单位 UNIT	mm	版本 REV.	核准 APPROVED	BYANG	2022.08.16
			品名 TITLE	JHNBG1S87B	
			料号 ITEM NO.		
			图号 DWG NO.		

Schematic



NO.	ECN NO.	DESCRIPTION	REV.	DRAW	DATE
1					
2					
3					

PARAMETER	SPECIFICATIONS
OPERATING TEMPERATURE	0°C To +70°C
TURNS RATIO	1:1±2%
INDUCTANCE(OCL)	120uH MIN@100KHz/100mV With 8mA DC Bias For(Channel1/2/3/4/5)
INSERTION LOSS	-3.0dBMAX@1-500MHz;
RETURN LOSS	-22dBMIN@1-100MHz; -22+18.27xLOG(F/100)dBMIN@100-500MHz;
CROSSTALK (ADJACENT CHANNELS)	-28dBMIN@1-100MHz; -19dBMIN@100-500MHz;
COMMON MODE REJECTION RADIO	-30dBMIN@1-100MHz; -20dBMIN@100-500MHz;
COMMON MODE TO DIFFERENTIAL MODE ATTENUATION	-30dBMIN@1-100MHz; -20dBMIN@100-500MHz;
HI-POT	2250VDC@60 SECONDS(Channel1/2/3/4)

产品客户图 Customer Drw			GLGNET® 深圳市方向电子股份有限公司 SHEN ZHEN GLGNET ELECTRONICS CO. ,LTD.				
未注公差 TOLERANCE UNLESS OTHERWISE SPECIFIED	0.XX ±0.10 X.XX ±0.25 XX.XX ±0.25	X° ±2°	Description	RJ45 1X1/Vertical/Through Hole 10GBase-T W/O LED			
比例 SCALE	1:1	角法 PROJ.	设计 DESIGN	WANGKG	2022.08.16	品名 TITLE	JHNBG1S87B
张数 SHEET	2/2	大小 SIZE	A4	校对 CHECKED	DANNY	2022.08.16	料号 ITEM NO.
单位 UNIT	mm	版本 REV.	A0	核准 APPROVED	BYANG	2022.08.16	图号 DWG NO.