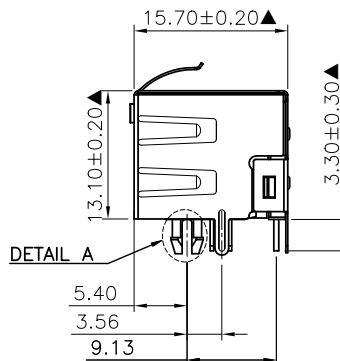
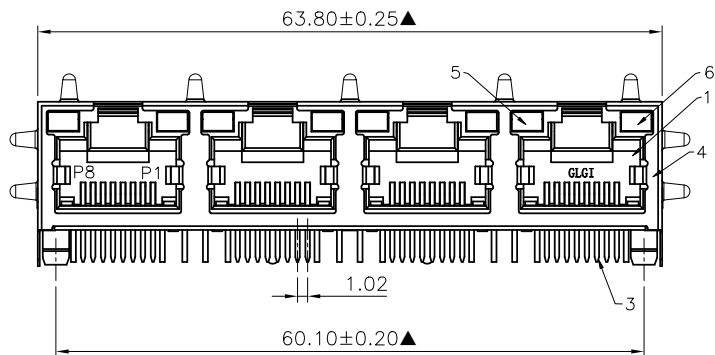


NO.	ECN NO.	DESCRIPTION	REV.	DRAW	DATE
1					
2					
3					



42066-07 X X X 1

规格流水码

电镀方式

S 半金亮锡

M 半金雾锡

电镀代码

05-G/F

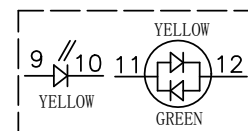
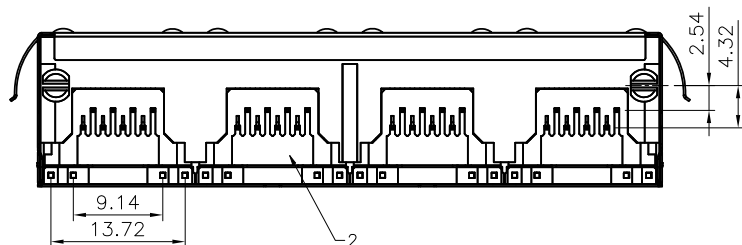
09-2u"

11-3u"

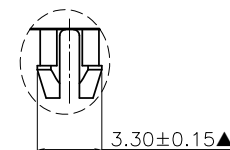
15-6u"

19-15u"

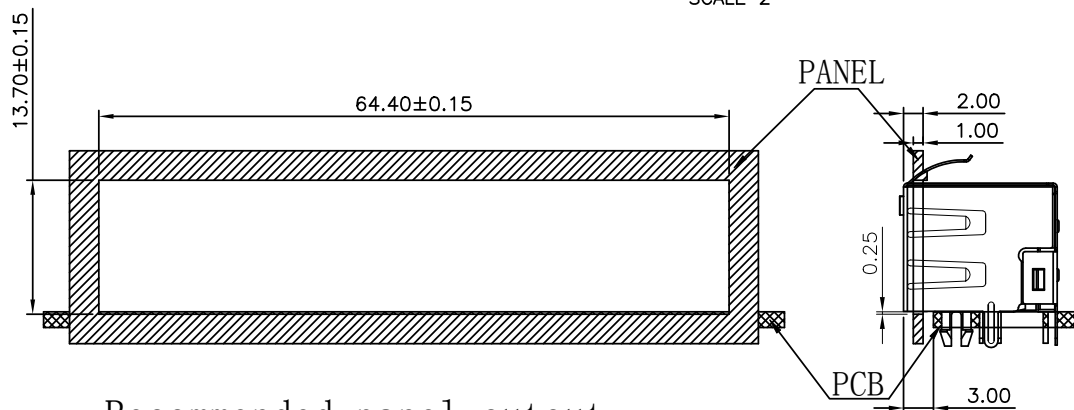
23-30u"



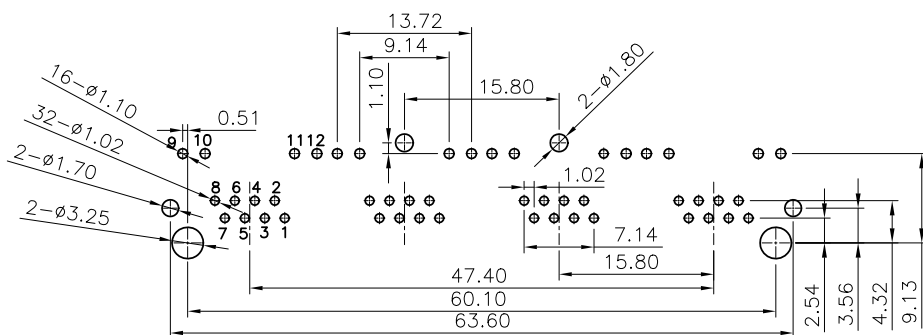
LED PIN DEFINE



DETAIL A
SCALE 2



Recommended panel cutout bezel opening below top of PCB



RECOMMENDED P.C.B LAYOUT
TOP VIEW (COMPONENT SIDE)
TOLERANCE ±0.05

MATERIALS:

- Housing: Glass Filled PA46 BLACK UL94V-0 (ROHS).
 - Insert: Glass Filled PBT UL94V-0 (ROHS)
 - Contact: T=0.35mm Phosphor Bronzegold Plating Over Nickel (ROHS).
 - Shielding: 0.20mm Thickness Copper Alloy with Nickel Plated (ROHS).
 - LED1: YELLOW (RoHS);
 - LED2: YELLOW/GREEN (RoHS);
- ※MATES WITH MODULAR PLUG CONFORMING TO FCC PART 68, SUBPART F.
※The Dimensions Marked "▲" Symbols Are Stand For Key Characteristics.

产品客户图 Customer Drw				设计 DESIGN		品名 TITLE	
未注公差 TOLERANCE UNLESS OTHERWISE SPECIFIED	.X	±0.35	GLGNET® 深圳市方向电子股份有限公司 Shenzhen GLGNET Electronics Co.,LTD.	设计		品名	5631-Q-S-K9-F-1x4-L-8C-II-1A(Y/YG)
	.XX	±0.25		校对		料号	42066-07XXX1
	.XXX	±0.15		核准		图号	GLG-WL-023
	X°	±2°		批准			
比例 SCALE	1:1	角法 PROJ.	设计				
张数 SHEET	1/1	大小 SIZE	设计				
单位 UNIT	mm	版本 REV.	设计				
		P0	设计				