
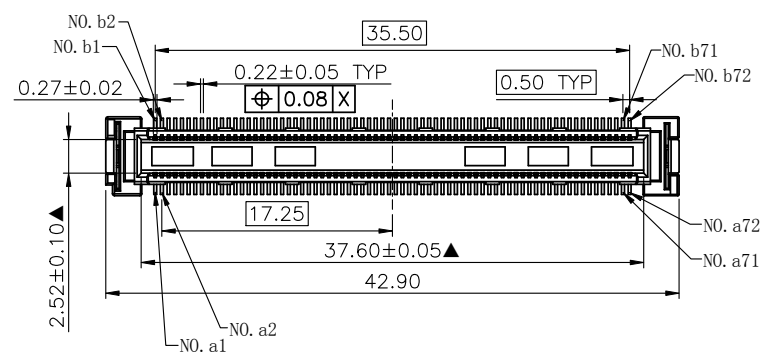
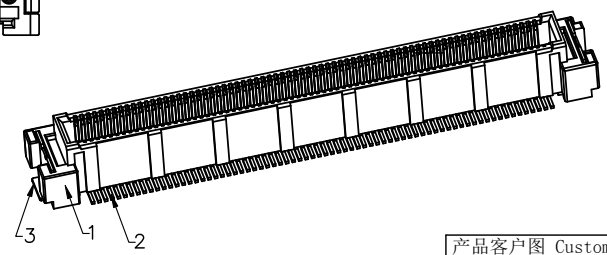
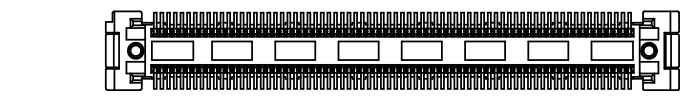
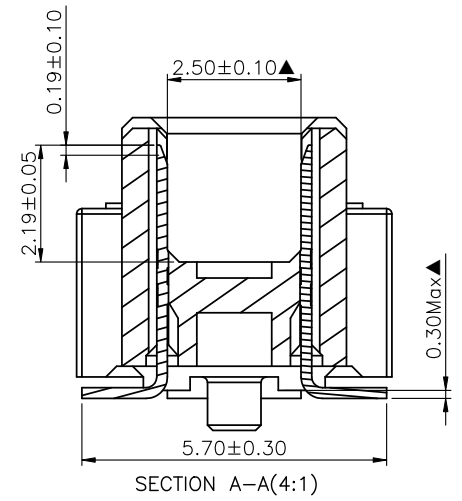
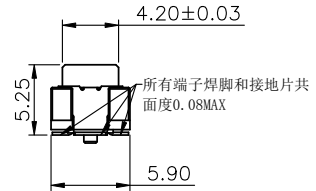
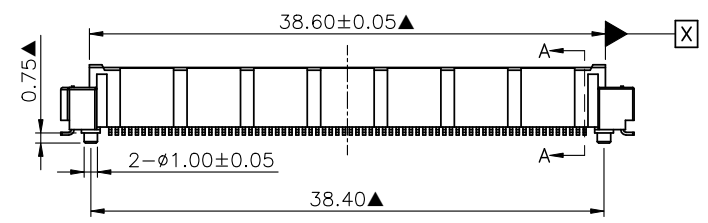


NO.	ECN NO.	DESCRIPTION	REV.	DRAW	DATE
1					
2					
3					



RECOMMENDED PCB LAYOUT  
 RECOMMENDED PCB LAYOUT TOLERANCE:±0.05mm



16004-00XXX1  
 J17: Ni50-100u", Au8u"  
 J23: Ni50-100u", Au30u"  
 规格流水码

- NOTES:
1. HOUSING: LCP UL94V-0, NATURAL
  2. CONTACT: COPPER ALLOY.
  3. GROUND LUG: COPPER ALLOY.
  4. THE HOUSING WITH WITHSTAND EXPOSURE UP TO 260° PEAK TEMPERATURE FOR 30 SECONDS IN A CONVECTION, INFRA-RED OR VAPOR REFLOW OVEN.
  5. ▲DENOTES CRITICAL DIMENSION.

产品客户图 Customer Drw						GLGNET® 深圳市方向电子股份有限公司 SHEN ZHEN GLGNET ELECTRONICS CO.,LTD.	
未注公差 TOLERANCE	.X ±0.20	设计 DESIGN		品名 TITLE	BTB M-SV-1-2x72-P050-H53-00		
UNLESS OTHERWISE SPECIFIED	.XX ±0.15	校对 CHECKED		料号 ITEM NO.	16004-00XXX1		
	.XXX ±0.08	核准 APPROVED		图号 DWG NO.	GLG-WS-582		
	X° ±3°						
比例 SCALE	1:1	角法 PROJ.					
张数 SHEET	1/1	大小 SIZE	A4				
单位 UNIT	mm	版本 REV.	A0				