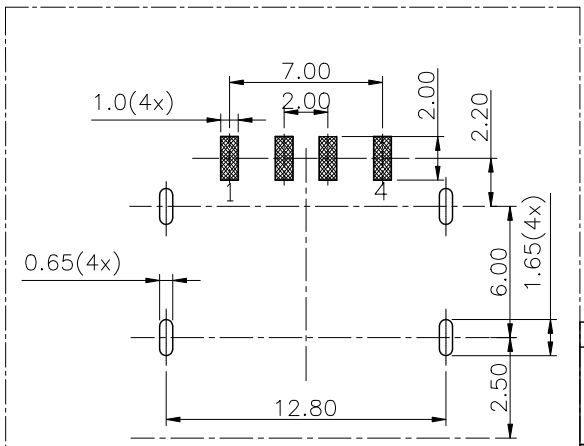
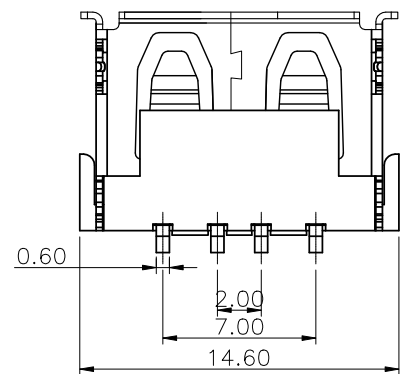
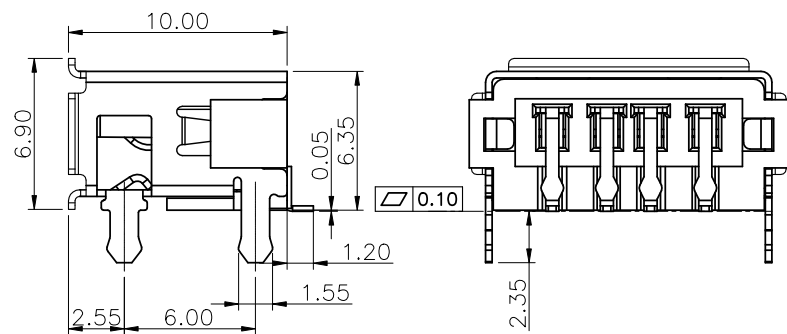
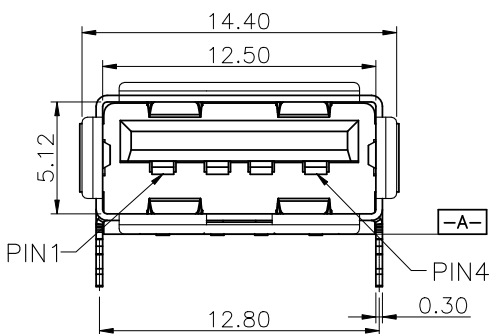
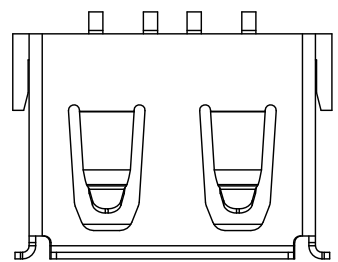


NO.	ECN NO.	DESCRIPTION	REV.	DRAW	DATE
1					
2					
3					



RECOMMENDED P.C.B LAYOUT  
TOP VIEW (COMPONENT SIDE)  
TOLERANCE ±0.05

- MATERIAL SPECIFICATION:
  - HOUSING: LCP; UL94 V-0 BLACK.
  - CONTACTS: COPPER ALLOY T=0.25mm.
  - SHELL: SPCC T=0.30mm.
- PLATING SPECIFICATION:
  - CONTACTS: Ni UNDER PLATED OVERALL. Au G/F. PLATED ON THE FUNCTIONAL AREA OF CONTACT, TIN PLATED ON SOLDER AREA.
  - SHELL: Ni PLATED OVERALL.
- MECHANICAL PERFORMANCE,
  - INSERTION FORCE: 3.5kgf MAX
  - REMOVAL FORCE: 1.0kgf MIN
  - DURABILITY: 1500 CYCLES.
- ELECTRICAL PERFORMANCE,
  - INSULATION RESISTANCE: 1000Ω MIN
  - DIELECTRIC WITHSTAND VOLTAGE, AC 500V FOR 1 MINUTE.
- RoHS COMPLIANT.
- IR REFLOW: THE PEAK TEMPERATURE ON THE BOARD SHALL BE MAINTAINED FOR 10 SECONDS AT 260±5°C.
- PART NUMBER NOTE:
 

08107-01 S XX 9

  - 08107-01: PRODUCT SERIAL NUMBER
  - S: PLATING CODE
  - XX: USB TYPE
  - 9: RoHS COMPLIANT.

Pin Assignments

Pin Number	Signal Name
1	VBUS
2	D-
3	D+
4	GND
Shell	Shield

产品客户图 Customer Drw		GLGNET		® 深圳市方向电子股份有限公司 SHEN ZHEN GLGNET ELECTRONICS CO.,LTD.				
未注公差 TOLERANCE UNLESS OTHERWISE SPECIFIED	.X ±0.35 .XX ±0.25 .XXX ±0.15 X° ±2°	比例 SCALE	1:1	角法 PROJ.	设计 DESIGN	胡国亮	品名 TITLE	USB-SMT90-M-2A-4P-B-01
张数 SHEET	1/1	大小 SIZE	A4	校对 CHECKED			料号 ITEM NO.	08107-01SXX9
单位 UNIT	mm	版本 REV.	A0	核准 APPROVED			图号 DWG NO.	GLG-WC-233