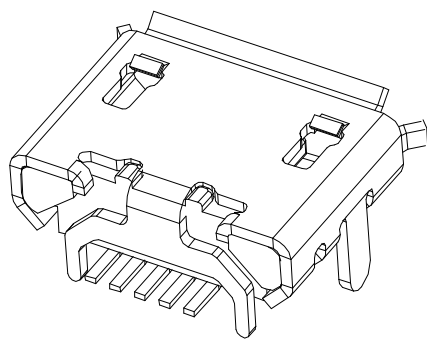
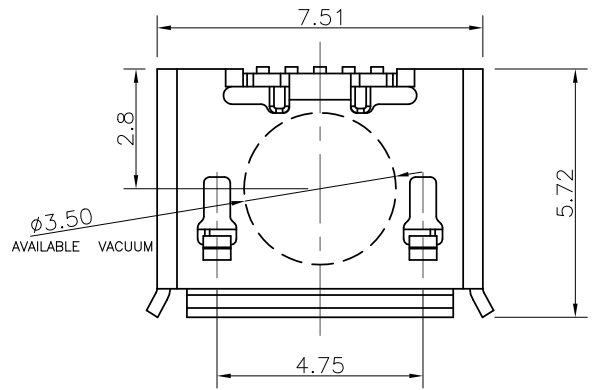
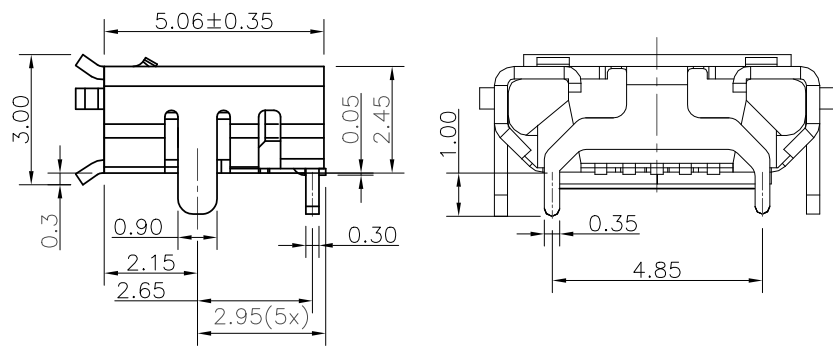
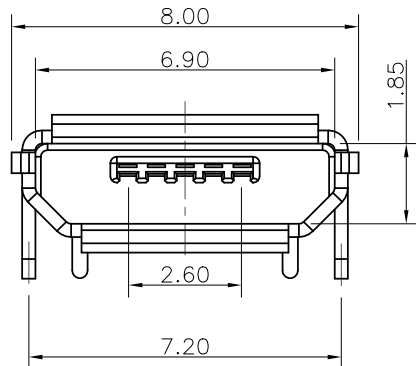


NO.	ECN NO.	DESCRIPTION	REV.	DRAW	DATE
1					
2					
3					



- MATERIAL SPECIFICATION:
  - HOUSING: LCP; UL94 V-0 BLACK.
  - CONTACTS: COPPER ALLOY TO.15 .
  - SHELL: COPPER ALLOY TO.30.
- PLATING SPECIFICATION:
  - CONTACTS:
    - Ni . UNDER PLATED OVERALL.
    - Au XXU" PLATED ON THE FUNCTIONAL AREA OF CONTACT AND SOLDER FUNCTIONAL AREA.
  - SHELL:
    - Ni PLATED OVER AFTER MATTE TIN 50u"
- MECHANICAL PERFORMANCE,
  - INSERTION FORCE: 3.57kgf MAX
  - REMOVAL FORCE: 1.00kgf MIN
- ELECTRICAL PERFORMANCE,
  - INSULATION RESISTANCE: 100M $\Omega$  MIN
  - DIELECTRIC WITHSTAND VOLTAGE, AC 100V DC AT Sea Level.
- RoHS COMPLIANT.
- IR REFLOW:
 

THE PEAK TEMPERATURE ON THE BOARD SHALL BE MAINTAINED FOR 10 SECONDS AT 260 $\pm$ 5 $^{\circ}$ C;

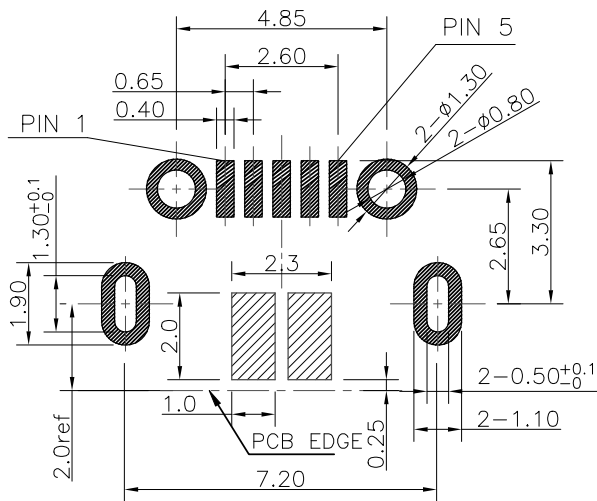
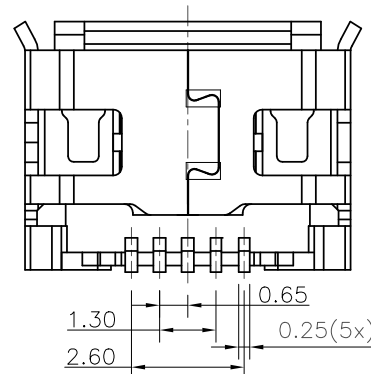


08508-XX J 05 9

PLATING CODE:  
05: Au G/F 19: Au 15U"

PLATING SPECIFICATION:  
S: HALF THE GOLD BRIGHT TIN  
J: HALF THE GOLD NI

TYPE SERIAL NUMBER  
PRODUCT SERIAL NUMBER  
USB TYPE



Contact Number	Signal Name
PIN 5	GND
PIN 4	ID
PIN 3	D+
PIN 2	D-
PIN 1	VBUS

RECOMMENDED PCB LAYOUT(TOP VIEW)  
;DEFAULT TOLERANCE:±0.05

产品客户图 Customer Drw		GLGNET® 深圳市方向电子股份有限公司 SHEN ZHEN GLGNET ELECTRONICS CO.,LTD.			
未注公差 TOLERANCE UNLESS OTHERWISE SPECIFIED	X ±0.45 .X ±0.35 .XX ±0.25 X° ±3°	设计 DESIGN	HU G, L	品名 TITLE	USB-SMT90-M-M2B-5P-E-00
比例 SCALE	1:1	角法 PROJ.	设计 CHECKED	料号 ITEM NO.	08508-00J059
张数 SHEET	1/1	大小 SIZE	核准 APPROVED	图号 DWG NO.	GLG-WC-241
单位 UNIT	mm	版本 REV.	A0		