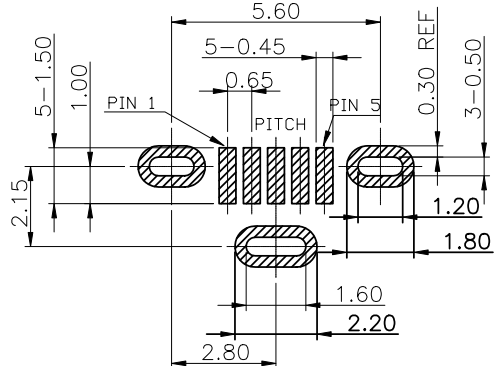
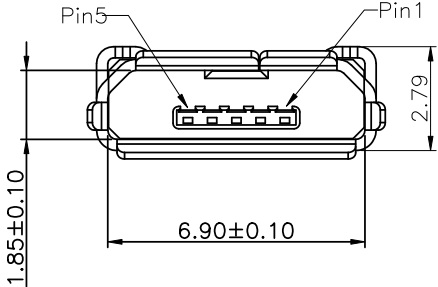
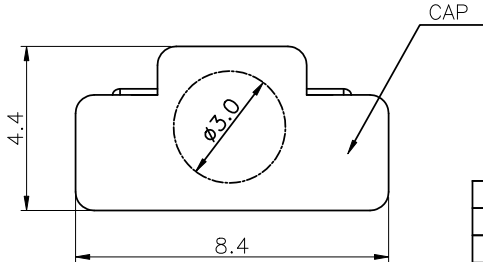
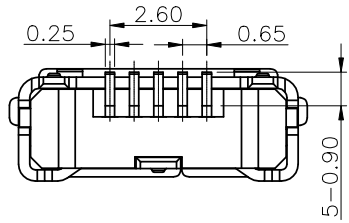
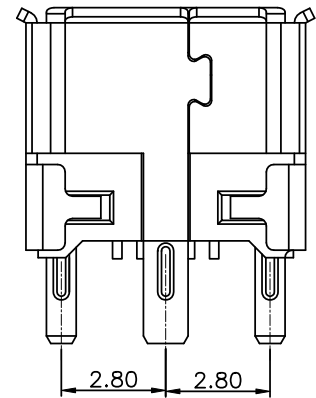
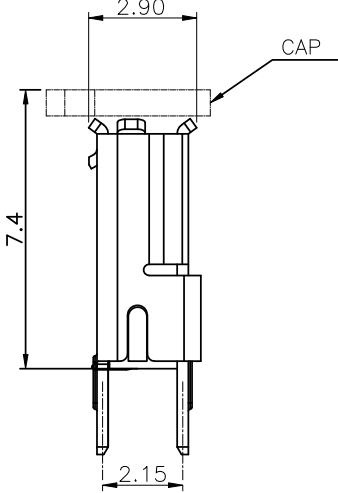
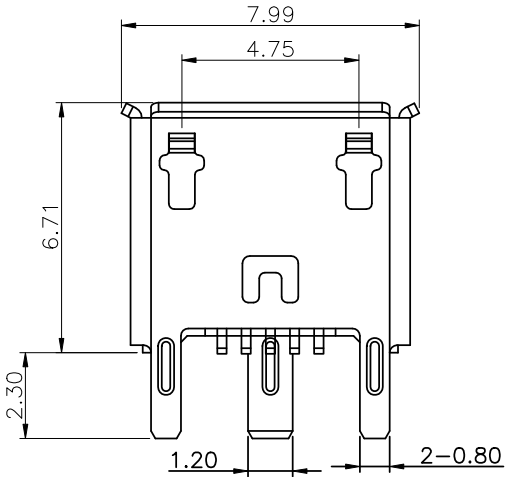


NO.	ECN NO.	DESCRIPTION	REV.	DRAW	DATE
1					
2					
3					



RECOMMEND PCB LAYOUT(THICKNESS=1.6mm)
TOLERANCE: ±0.05



- MATERIAL SPECIFICATION:
 - HOUSING: HIGH TEMPERATURE THERMOPLASTIC; UL94 V-0 LCP BLACK.
 - CONTACTS: PHOSPHOR BRONZE C5191 T=0.15mm.
 - SHELL: SUS201 T=0.30mm.
- PLATING SPECIFICATION:
 - CONTACTS: Ni. UNDER PLATED OVERALL. Au(SEE PART NOTE)MIN PLATED ON THE FUNCTIONAL AREA OF CONTACT AND SOLDER AREA.
 - SHELL: Ni. PLATED OVERALL.
- MECHANICAL PERFORMANCE,
 - INSERTION FORCE: 3.5kgf MAX
 - REMOVAL FORCE: 1.0kgf MIN
 - DURABILITY: 10000 CYCLES.REMOVAL FORCE 0.8kgf MIN
- ELECTRICAL PERFORMANCE,
 - INSULATION RESISTANCE: 100MΩ MIN
 - DIELECTRIC WITHSTAND VOLTAGE,AC 100V FOR 1 MINUTE.
 - LOW LEVEL CONTACT RESISTANCE 30mΩ Max.
 - CURRENT RATING: PIN1/PIN5: 1.8A, OTHER PINS 0.5A. VOLTAGE RATING:30V
- OPERATING TEMPERATURE: -40°TO+85°
- LINE WITH ROHS2.0, REACH, MEET THE HALOGEN-FREE
- IR REFLOW: THE PEAK TEMPERATURE ON THE BOARD SHALL BE MAINTAINED FOR 10 SECONDS AT 260±5°C.

8.PART NUMBER NOTE:
08534-00 J XX 9

PLATING CODE:
05: Au G/F

PLATING SPECIFICATION:
J: HALF THE GOLD NI

TYPE SERIAL NUMBER
PRODUCT SERIAL NUMBER
USB TYPE

未注公差 TOLERANCE UNLESS OTHERWISE SPECIFIED	X	±0.45
	.X	±0.35
	.XX	±0.25
	X°	±1°

PIN 5	GND
PIN 4	ID
PIN 3	D+
PIN 2	D-
PIN 1	VBUS
Contact Number	Signal Name

比例 SCALE	1:1	角法 PROJ.	设计 DESIGN	胡国亮	22.08.15	品名 TITLE	USB-DIP180-M-M2B-5P-A6-00
张数 SHEET	1/2	大小 SIZE	校对 CHECKED			料号 ITEM NO.	140140-00112 (08534-00J059)
单位 UNIT	mm	版本 REV.	核准 APPROVED			图号 DWG NO.	GLG-140140

GLGNET® 深圳市方向电子股份有限公司
SHEN ZHEN GLGNET ELECTRONICS CO.,LTD.